

Tallinn 2022

Survival Guide

SUMMER COURSE

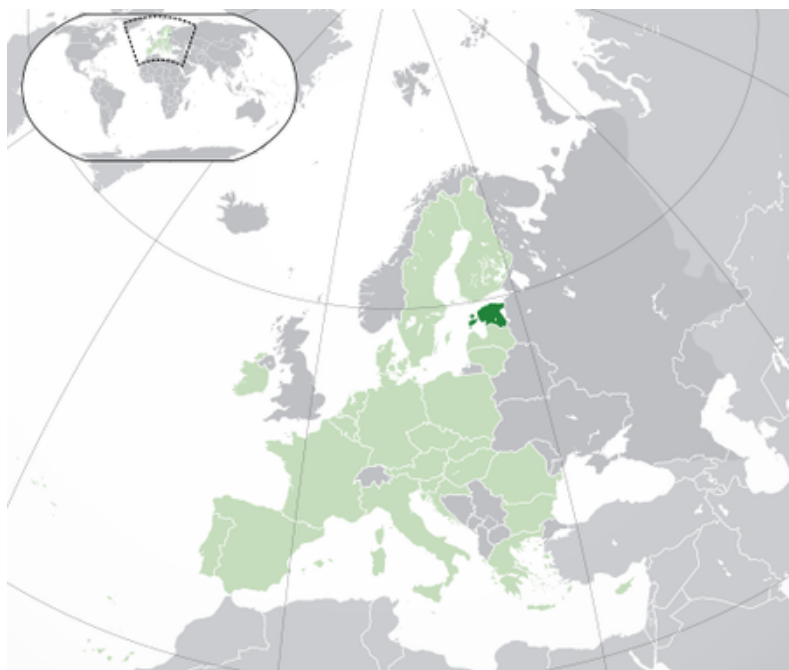
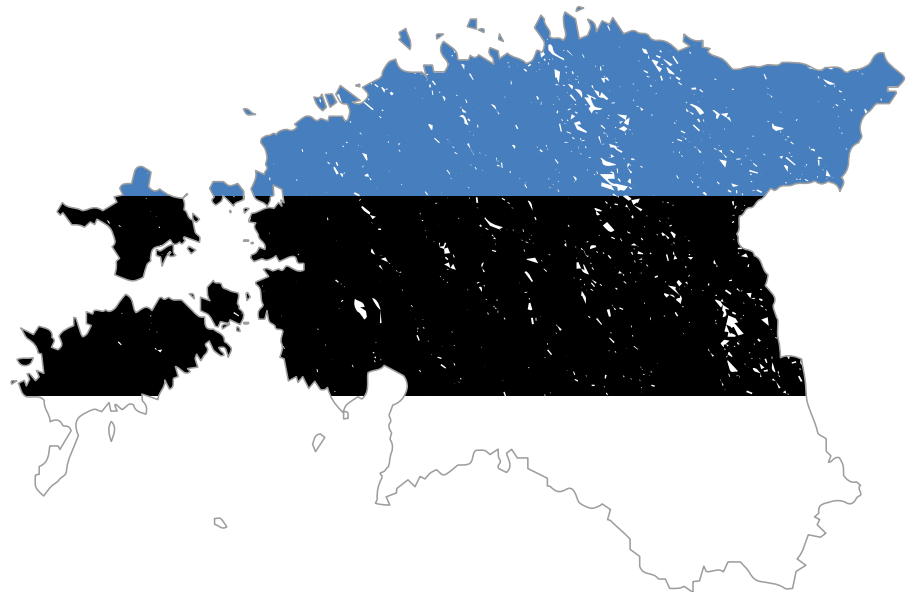
Table of contents

1. Estonia	3
1.1 General facts about Estonia	3
1.2 Interesting facts about Estonia	4
1.3 Tallinn	4
1.4 LBG Tallinn	4
2. Arrival in Tallinn	5
2.1 Ticket information	5
2.2 From the airport	6
2.3 From the bus station	7
2.4 From a harbour	7
2.5 With a taxi	7
3. Transport between school and accomodation	8
3.1 From TalTech to Zinc Old Town Hostel	8
3.2 From Zinc Old Town Hostel to TalTech	9
3.3 From TalTech to Tuhamäe Hostel and back	9
3.4 From TalTech to Alur Hostel	9
3.5 From Alur Hostel to TalTech	9
4. Rules	10
4.1 Important rules in Estonia	10
4.2 Rules regarding BEST events	10
4.3 Corona rules in Estonia	10
5. Prices	11
6. Useful phrases	12
7. What to bring?	14
8. FAQ	15
9. Emergency Contacts	16
10. Core Team	16



1. Estonia

Estonia (Eesti) - the land of forest, rivers, marshlands, and medieval architecture - is one of the Baltic countries in Northern Europe. Our nature and culture are extraordinary, we respect our history and love traditions, and there is so much to discover. To know more about the country we recommend clicking [HERE](#) to learn more about Estonia. This video is highly recommended!



1.1 General facts about Estonia

Capital: Tallinn

Neighbors: Finland, Russia, Latvia, Sweden

Population: over 1,3 million

Surface Area: 45 339 km²

Climate: maritime, breezy

Language: Estonian

Calling code: +372

Driving side: right

Currency: Euro



1.2 Interesting facts about Estonia

- Over 50% of Estonian land is covered by forest.
- Over 1500 islands, 1000 lakes, 7000 rivers.
- Estonia has won one time Eurovision (2001).
- Estonians also speak English, Russian, Finnish and German well.
- Estonia is like a Singing Nation – every five years there is gonna be The Song Festival, where about 1/5 of the entire population sing our folk songs.
- Estonia holds the largest collection of national folk songs in the world, which is over 13300 songs.
- Estonia has the most start-ups per capita in Europe – we have produced for example Skype, TransferWise, and GrabCAD.
- Estonian cuisine is a mixture of German, Russian and Scandinavian cuisines. But in spite of that – or maybe because it's such a mixture – it's not really that similar to any of these.
- Estonia is flat like a pancake, the highest point (Suur Munamägi aka Big Egg Hill) is only 318 meters high, which is the highest in the Baltic region.

1.3 Tallinn

Tallinn is the Estonian capital and also the primate city in our country. This seaside city is very popular among tourists, because of its unique architecture. The center of the town is an example of modern architecture, but in the Old Town, you're going to feel like you are in the Middle Ages. Everything is close at hand, the transport is excellent and there is a lot to discover here. In addition, Tallinn was the European Capital of Culture in 2011.

1.4 LBG Tallinn

BEST Tallinn is the Local BEST Group of Tallinn University of Technology. It was founded in 1991 and has over 60 active members. Our LBG is also the only LBG in Estonia. The last time we hosted the BEST's course in summer was in 2019.



2. ARRIVAL IN TALLINN

On arrival day it is important for you to arrive at the university. The next paragraphs show how to get to the university from the airport, bus station, and harbor. You also find ticket information here. There are also possibilities to take a taxi or use apps to get yourself a suitable taxi.

2.1 Ticket information

For all the public transport you need a ticket. It is not possible to buy a ticket from the driver. However, there are several options to get a ticket:

1. Buying your bus ticket before arriving in Estonia. You can buy a QR ticket (1.50€, with ISIC it's 0,75€) on the Internet (<https://tallinn.pilet.ee/buy>).
2. When you arrive at the airport then you can get a ticket from the machine located in the tram waiting hall (1.50€).
3. When you have a contactless bank card then you can buy a 1-hour ticket from the first validator, but make sure that the validator has the logo of your bank card like it is shown below. You can use all Mastercard, Maestro, Visa, and Visa Electron bank cards with contactless interfaces in public transport.



NB!

For any occasion, the ticket is valid for one hour after validation.

NB!

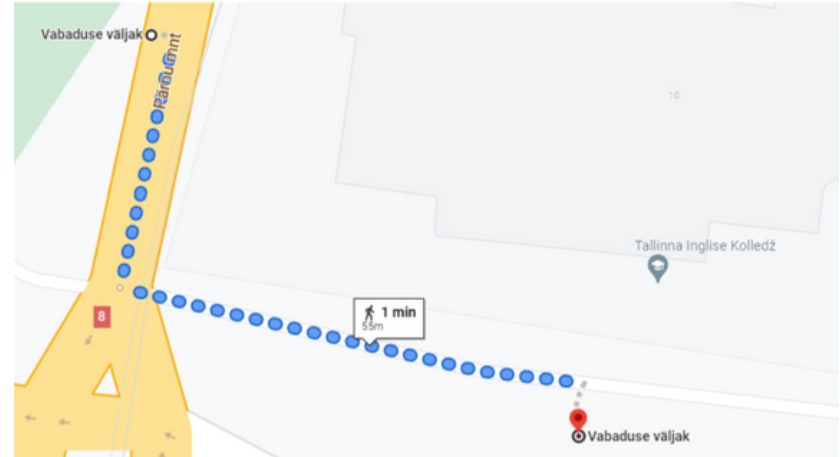
When you buy QR-ticket then once you get on public transport then the QR ticket must be validated by the validator at the front door of the public transport vehicle, place the QR code displayed on a smart device screen or printed on paper onto the code reader screen of the validator.



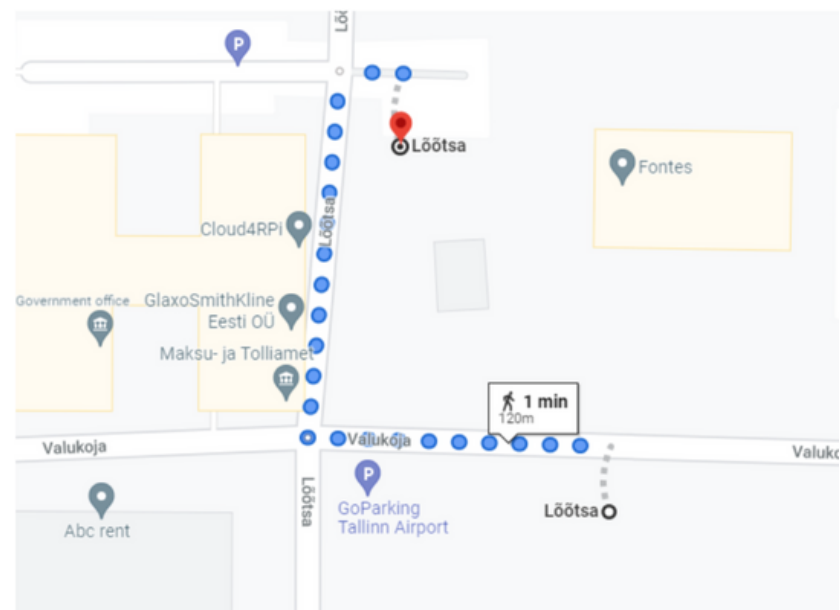
2.2 From the airport

When you arrive at the airport then you have two options, but first, you need a ticket (look for information under the “Ticket Information” paragraph).

1. Tramline no. 4 (destination Tondi) stop is located on the city side of the passenger terminal of the airport. If you take a tram no. 4 then ride 12 stops to Vabaduse väljak. Cross the street to get to a trolley stop shown in the picture. Take trolleybus no. 3 (destination Mustamäe) and ride 14 stops to Keemia. The university is across the street (address: Ehitajate tee 3).



2. Bus no. 65 (destination Seli) stop is also located on the city side of the passenger terminal of the airport. If you take a bus no. 65 then ride 5 stops to Lõõtsa. When you come off the bus then you need to cross the road to the other bus stop as shown in the picture. From there take bus no. 45 (destination Väike-Õismäe) and ride 12 stops to Tehnikaülikool. The university is just across the street (address: Ehitajate tee 3).



2.3 From the bus station

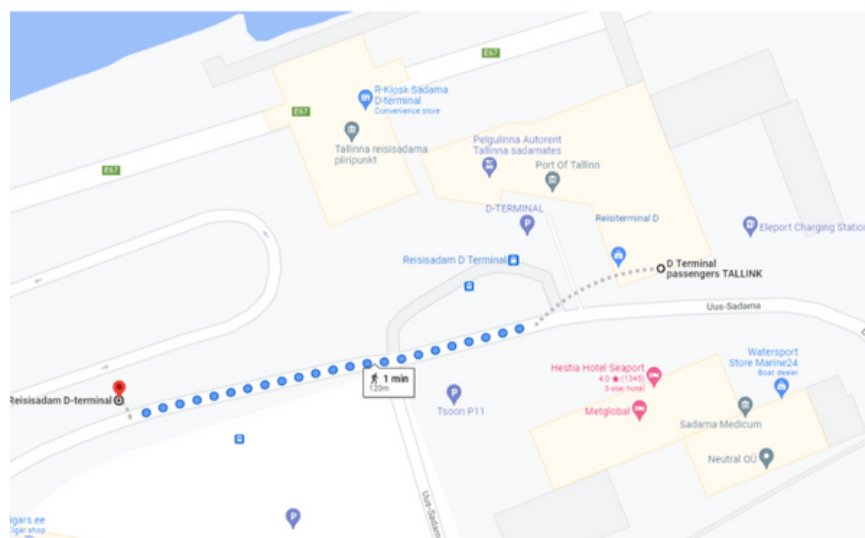
Before going to the bus make sure you have a ticket. Look at the descriptions at the beginning, how you get a ticket for public transport.

Go to the bus stop Bussijaam and take a bus no. 17 (destination J.Sütiste tee) and ride 17 stops to Vambola. From there you can have a 10-15 minute walk to the university or hop on trolleybuses no. 3 or 4 or buses no. 10 or 72 and ride 2 stops to Keemia. The university is across the street (address: Ehitajate tee 3).

2.4 From the harbor

Make sure you have your QR ticket or buy a ticket from the driver. Descriptions about tickets are at the beginning.

When you get out of the harbor then a little walk is waiting for you. To get to the first bus, set your destination to the right. After 100 meters of walking, there is a bus station, look at the picture for directions. From there get a bus no. 20 (destination Pääsküla jaam) and ride 3 stops to Vabaduse väljak. From there, wait for the next bus no. 36 (destination Väike-Õismäe) and ride 13 stops to Tehnikaülikool. The university is just across the street (address: Ehitajate tee 3).



2.5 With a taxi

When you wanna use a taxi then we recommend downloading the Bolt app to find a suitable taxi for you and your friends. Good to know - with the Bolt app you can also rent a scooter, a bicycle etc to use for travelling.

NB! When you want to order a taxi from the airport then first go to the Kiss & Fly parking lot. Stopping a car there is free for 15 minutes. Usually taxis pick people up from there. Otherwise you'll need to take a taxi which the airport offers. There is also a Kiss & Sail parking lot near the harbour which operates the same way.



3. TRANSPORT BETWEEN SCHOOL AND ACCOMMODATION

On weekdays there will be lectures in Tallinn University of Technology (TalTech). Accommodation will be in Old Town, about half an hour bus ride from the school. 09.06 – 10.06 we will stay in Zinc Old Town Hostel. 10.06 – 12.06 we will stay in Tuhamäe hostel. The rest of the days (12.06 – 19.06) we will be in Alur Hostel. You will always be accompanied by event organizers, however we will also give you instructions to show how to get from university to hostels and back to university.

NB! During the event (09.06 – 19.06) transport is FREE for all participants. This includes bus, tram and trolleybus. We will give you a green card which you still have to validate at the machine but the validation allows you to travel for free.

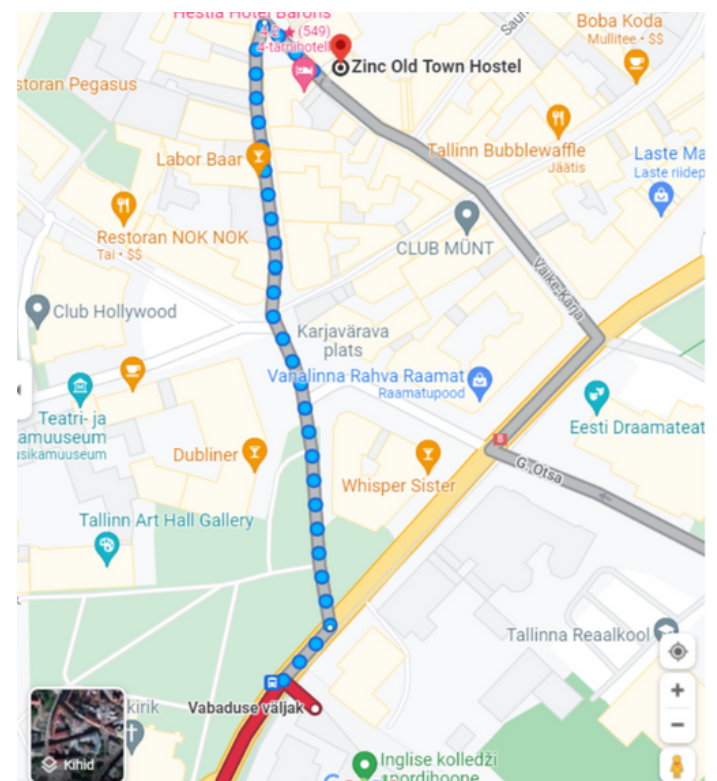
Addresses:

1. Zinc Old Town Hostel: Väike-Karja 1, 10140 Tallinn
2. Alur Hostel: Lai 20, 10133 Tallinn
3. Tuhamäe Hostel: Koljala, 43135 Ida-Viru maakond

3.1 From TalTech to Zinc Old Town Hostel

You can get to the hostel by bus (number 36, Viru). The bus leaves from the bus stop Tehnikaülikool, which is in front of the school. Then there are 13 stops (about 25 minutes to ride). You have to get off the bus at the bus stop Vabaduse väljak. Finally, walk 280 m (about 3 minutes) along one road. At the restaurant, C'est La Vie turn right and the hostel is on the left-hand side next to the restaurant Meat & Wine Steaks House Tallinn.

Picture of the road to be walked from Vabaduse väljak to the Zinc hostel.



3.2 From Zinc Old Town Hostel to TalTech

Also, you need to take only one bus (number 36, Väike-Õismäe parkla). The beginning stop is next to the GrillStop 24-hour eatery. You have to drive 13 stops (about 22 minutes) to the bus stop Tehnikaülikool. The school is across the road.

3.3 From TalTech to Tuhamäe Hostel and back

Firstly we ride with a bus (number 36, Väike-Õismäe parkla) to the TalTech. To the Tuhamäe Hostel and back, we will travel by one travel bus. This travel bus will leave and arrive in the front of the school. 12.06 we will take a bus (number 36, Viru) from TalTech to the Alur Hostel.

3.4 From TalTech to Alur Hostel

You can get to the hostel by bus (number 36, Viru). The bus leaves from the bus stop Tehnikaülikool, which is in front of the school. Then there are 13 stops (about 25 minutes to ride). You have to get off the bus at the bus stop Vabaduse väljak. Finally, walk 650 m (about 8 minutes) along the road. At the restaurant C'est La Vie, turn left. Then go along until the road ends and turn right. Then walk straight until you come to a road on the left. The road goes in two and you have to go along the road on the right until you can turn left again. A little further on the road goes in three, you have to choose the middle road along which you walk straight to the Estonian Representation shop. From there, turn left and walk straight until the road ends. Then turn right. A little more to go and the hostel will be on your right.

3.5 From Alur Hostel to TalTech

To the school, you can take one bus (number 36, Väike-Õismäe parkla). The bus leaves from the bus stop Vabaduse väljak which is next to GrillStop 24 eatery. You have to drive 13 stops (about 22 minutes) to the bus stop Tehnikaülikool. The school is across the road.



4. RULES

What is fun without some rules! Rules are meant to be followed! These rules are put together to make your stay in Estonia as easy and comfortable as possible. And keep you out of unnecessary trouble.

4.1 Important rules in Estonia

- Supermarkets and stores sell alcohol only from 10:00-22:00.
- It is against the law to drink in public places in Estonia. The police can fine you if you're caught.
- Some stores can refuse to sell you alcohol if you're drunk.
- Please be on time! Estonians are strict about time, being 15 minutes early is called being on time!
- Elders are more respected so for example it is polite to offer them a seat first.
- Estonians are quieter, reserved, softly speaking people, so we respect polite and calm behavior.
- Men should initiate greetings with women and the younger person always greets the older person.
- Check to see if shoes are being worn in the house - usually, we don't wear shoes inside.
- Although tipping isn't compulsory in Estonia, it is part of Estonian custom to reward good restaurant service with a 10% tip.
- Trash belongs in the trash bins - we have them basically on every post, please use them!

4.2 Rules regarding BEST events

- BEST Tallinn members appreciate Silentium Triplex - so we expect the same from you!
- Be on time! The schedule is there for a reason. Let's not be late!
- When you make a mess then please clean it up yourself! Or at least help us to clean the mess up that you made.
- Trash belongs in the trash bins - we have them basically on every post, please use them!
- We all respect each other and we do not cause any inconvenience to anyone.

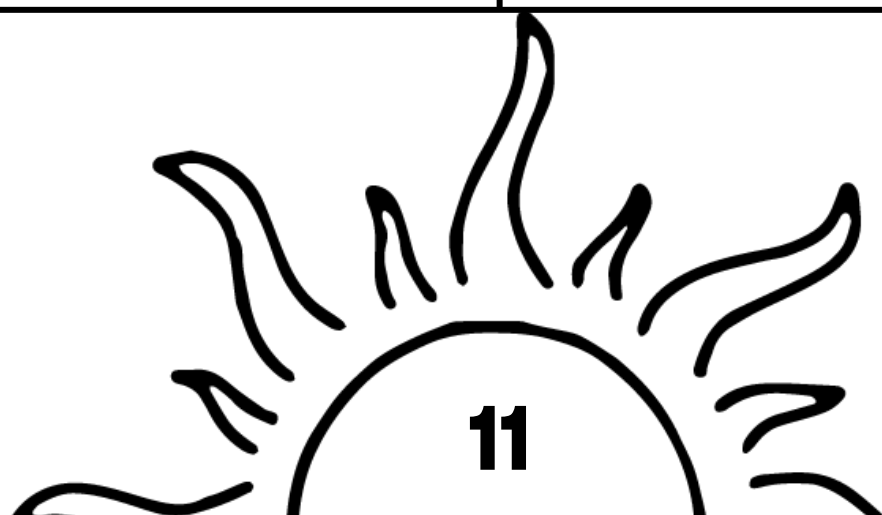
4.3 Corona rules in Estonia

Right now wearing a mask and showing a covid pass is not required in Estonia.

Information related to COVID restrictions in Estonia has been gathered on one website kriis.ee/en. From there you can look for the latest updates about restrictions. The core team will update you when there are important changes to the rules


5. PRICES

Supermarkets	Bars, pubs
Water 0,5L = 0,4 - 1,25€	Water 0,5L = 1,5€
Beer 0,5L = 1 - 2€	Beer = 5€
Cider 0,5L = 1 - 2€	Cider = 5€
Chocolate 100g = 0,99€ - 2€	Juice (small) = 2 - 2,5€
Ice cream = 0,6 - 2€	Fries - 3 - 5€
Apples 1kg = 0,4 - 2€	Salad (Caesar) - 5 - 7€
Bananas 1kg = 0,99€ - 1,5€	Cocktails = 5 - 8€
Coca Cola 0,5L = 0,8€	Big Mac meal = 7€
Cheap Vodka 0,5L = 6€	
Good Vodka 0,5L = 8-10€	
Jägermeister 1L = 25€	
Vana Tallinn 0,5L = 10 - 12€	
Durex 10 pack - 14€	
Cigarettes - 5€	




6. USEFUL PHRASES

Estonian	English
Tere!	Hello!
Minu nimi on...	My name is...
Nägemist! / Head aega!	Bye! / Goodbye!
Kuidas läheb?	How are you!
Mul läheb hästi!	I am fine!
Aitäh!	Thank you!
Võta heaks!	You are welcome!
Terviseks!	Cheers!
Jah	Yes
Ei	No
Meeldiv kohtuda	Nice to meet you
Suudle mind!	Kiss me!
Vabandust	I'm sorry



Estonian	English
Sa oled ilus	You are pretty/handsome
Ma armastan sind!	I love you!
Üks õlu/siider palun!	One beer/cider, please!
Võtame!	Let's drink!
Tuumapohmell	Nuclear Hangover
Mul on vaja kettida	I need to throw up
Taktikaline kett	Tactical vomit
Laua Viin on haua viin	Tablevodka is Tombvodka
Söö mind, ma olen maasikas	Eat me, I'm a strawberry
Kenad kingad, nussime?	Where is the nearest toilet?



7.WHAT TO BRING?

- Fee (55€) - this covers your accommodation, planned events, transport and meals. Every country has a different percentage of the fee which should be paid, by now you should have gotten an email about it, so please bring the EXACT amount of money which applies to you.
- Alco fee 15€ for pub crawl
- Passport or ID card.
- Get travel insurance!
- EU health insurance card (the corresponding replacement certificate in digital format or printed on paper).
- Vaccine pass (although it is not required now, just in case have it printed on paper and bring it).
- Money for extra food, shopping, and extra drinks during parties (euros or cards).
- Slippers or some comfortable shoes
- Swimwear, a towel
- Traditional alcohol and food from your country for the International Evening
 - Note: Since International Evening is the fourth party, we'll take your IE's drinks and put them in a safe until the last evening. It's for your own interest so you can't drink them before the party.
- ISIC or at least your university card (for discounts)
- A jacket (the nights are windy and cold)
- Socks
- Personal hygiene items
- Useful phrases
- Clothes for parties:
 - Estonian Evening: Shrek themed costumes
 - Cantus: Mystical Beasts themed costumes
 - Casino Night: a bit fancier clothes
- Prepare a talent for the talent show party
- Good mood
- Lots of energy
- BEST-Spirit



8. FAQ

Do I need to bring studying materials?

No, we are going to give you pens, paper, and all the studying materials needed.

Do I need to bring sleeping things (sheets, blankets, etc)?

No

Whom should I call if I get lost?

Lyseth Luik (tel. +372 56224824)

Is the tap water drinkable?

Yes

What is the address of the university?

Ehitajate tee 5

What is the temperature in Estonia in June?


Anywhere from +8 to +25 °C

What is the weather in Estonia in June?

Totally depends, but mostly sunny, windy, or rainy and breezy.

How much is the fee?

55€, please make sure you have exactly the amount which applies to you.



9. EMERGENCY CONTACTS

112	Ambulance, fire department, and police
+372 6203625	LBG Tallinn office
+372 5305 6212	Rebecca Pärtel - board responsible for this project

10. CORE TEAM (Timukraadid)

Art Ross Aus

Main Organizer

Phone: +372 5555 9808

Email: artrossaus1998@gmail.com



Mihkel Vaher

FR Responsible

Phone: +372 511 2236

Email: mihkel@vaher.net




Liisa Veddel

Social Responsible

Phone: +372 56998080

Email: liisaveddel6@gmail.com



Lyseth Luik

Logistics and Participants Responsible

Phone: +372 5622 4824

Email: lyseth.luik@gmail.com




Anet Marii Paumets

Academic Responsible

Phone: +372 5885 7842

Email: anetmariipaumets@gmail.com





**COURSE
2022**